

# The Employment Landscape

---

Sinae Christy

Immigrant Workforce Counselor

NYS Dept. of Labor

# New York State Dept. of Labor

## ❖ Mission:

- Protect* workers from unfair treatment by enforcing labor laws
- Assist* individuals with obtaining unemployment benefits and career guidance
- Connect* job seekers and employers with one another

## ❖ Immigrant Workforce Project

- Locations: Buffalo, Brooklyn, Bronx, Long Island, Queens, Syracuse, Westchester
- Objectives:
  - Increase cultural competence
  - Understand available community resources
  - Assist immigrant job seekers in an effective manner

# Job Gains and Losses by Sector: Dec. 2009-Dec. 2010

Gains		Losses	
Educational & Health Services	+30,800	Government	-34,700
Professional & Business Services	+23,100	Construction	-4,000
Other Services	+14,800	Information	-3,800
Leisure & Hospitality	+9,700	Trade, Transportation & Utilities	-1,100
Financial Activities	+1,800	Manufacturing	-800
Natural Resources & Mining	+300		

Source: NYS DOL

**Table 1.3 Fastest growing occupations in the U.S., 2008 and projected 2018  
(Numbers in thousands)**

2008 National Employment Matrix title and code		Major occupational group	Employment		Change, 2008-18		Median Annual wage quartile, 2008	Most significant source of postsecondary education or training
			2008	2018	Number	%		
1. Biomedical engineers	17-2031	Professional and related	16.0	27.6	11.6	72.02	VH	Bachelor's degree
2. Network systems and data communications analysts	15-1081	Professional and related	292.0	447.8	155.8	53.36	VH	Bachelor's degree
3. Home health aides	31-1011	Service	921.7	1382.6	460.9	50.01	VL	Short-term on-the-job training
4. Personal and home care aides	39-9021	Service	817.2	1,193.0	375.8	45.99	VL	Short-term on-the-job training
5. Financial examiners	13-2061	Management, business, and financial	27.0	38.1	11.1	41.16	VH	Bachelor's degree
6. Medical scientists, except epidemiologists	19-1042	Professional and related	109.4	153.6	44.2	40.36	VH	Doctoral degree
7. Physician assistants	29-1071	Professional and related	74.8	103.9	29.2	38.99	VH	Master's degree
8. Skin care specialists	39-5094	Service	38.8	53.5	14.7	37.86	L	Postsecondary vocational award
9. Biochemists and biophysicists	19-1021	Professional and related	23.2	31.9	8.7	37.42	VH	Doctoral degree
10. Athletic trainers	29-9091	Professional and related	16.3	22.4	6.0	36.95	H	Bachelor's degree
<b>27. Personal financial advisors</b>	<b>13-2052</b>	<b>Management, business, and financial</b>	<b>208.4</b>	<b>271.2</b>	<b>62.8</b>	<b>30.13</b>	<b>VH</b>	<b>Bachelor's degree</b>

Source: Employment Projections Program, U.S. Department of Labor, U.S. Bureau of Labor Statistics

# Fastest Growing Occupations in New York

#	Occupation	Employment		% Change
		2008	2018	
1	Biomedical Engineers	420	660	57.1%
2	Personal and Home Care Aides	117,540	169,890	44.5%
3	Network Systems and Data Communications Analysts	24,230	33,910	40%
4	Skin Care Specialists	2,300	3,190	38.7%
5	Home Health Aides	129,870	178,190	37.2%
6	Physical Therapist Aides	2,470	3,250	31.6%
7	Fitness Trainers and Aerobics Instructors	20,480	26,590	29.8%
8	Medical Scientists, Except Epidemiologists	6,560	8,440	28.7%
9	Pharmacy Technicians	13,990	17,850	27.6%
10	Veterinarians	3,020	3,830	26.8%
16	Financial examiners	3,470	2,790	24%

**Projection (2008-2010)**

Industry (finance)	2008		2018		Percent change
	Empl't	% of ind	Empl't	% of ind	
In Thousands					
Finance and insurance	873.6	14.52	980.4	15.47	12.23
Monetary authorities, credit intermediation, and related activities	480.7	17.43	535.2	18.49	11.36
Monetary authorities-central bank	3.4	15.32	4.0	17.40	17.61
Monetary authorities-central bank	3.4	15.32	4.0	17.40	17.61
Credit intermediation and related activities	477.2	17.44	531.2	18.49	11.31
Depository credit intermediation	255.7	14.05	299.3	15.24	17.08
Non-depository credit intermediation	146.8	23.26	143.2	24.26	-2.44
Other non-depository credit intermediation, including real estate credit and consumer lending	116.1	27.74	114.1	28.79	-1.68
Activities related to credit intermediation	74.8	26.21	88.7	27.86	18.59
Securities, commodity contracts, and other financial investments and related activities	201.9	23.53	249.0	25.96	23.30
Other financial investment activities	114.5	32.99	140.9	36.16	23.03
Insurance carriers and related activities	173.7	7.52	174.6	7.35	0.51
Insurance carriers	128.6	9.17	124.0	9.26	-3.58
Direct insurance (except life, health, and medical) carriers	66.2	11.63	65.3	12.57	-1.38
Agencies, brokerages, and other insurance related activities	45.1	4.97	50.6	4.87	12.17
Insurance agencies and brokerages	29.8	4.45	32.3	4.26	8.28
Other insurance related activities	15.3	6.45	18.3	6.54	19.75
Funds, trusts, and other financial vehicles	17.3	19.20	21.6	20.44	24.85
Insurance and employee benefit funds	4.9	10.01	6.1	10.50	23.53
Other investment pools and funds	12.4	30.20	15.6	32.42	25.38

## *Projections Finance and insurance (2008-2018)*

- ❖ The finance and insurance industry is expected to expand 5 percent
- ❖ Employment in the securities, commodity contracts, and other financial investments and related activities industry is projected to increase by 12 % (reflects the number of baby boomers in their peak savings years, the globalization of securities markets and the growth of tax- favorable retirement plans).
- ❖ Employment in the credit intermediation and related activities industry (including banks) includes banks, will grow by about 5 percent, adding 42 percent of all new jobs within the finance and insurance sector.
- ❖ Employment in the insurance carriers and related activities industry is expected to grow by 3 percent, translating into 67,600 new jobs by 2018.
- ❖ The number of jobs in the agencies, brokerages, and other insurance-related activities industry is expected to grow by 14 percent. Growth will stem from both the needs of an increasing population and new insurance products on the market.
- ❖ Real estate (rental and leasing) is expected to grow by 11% (demand in housing and population growth)

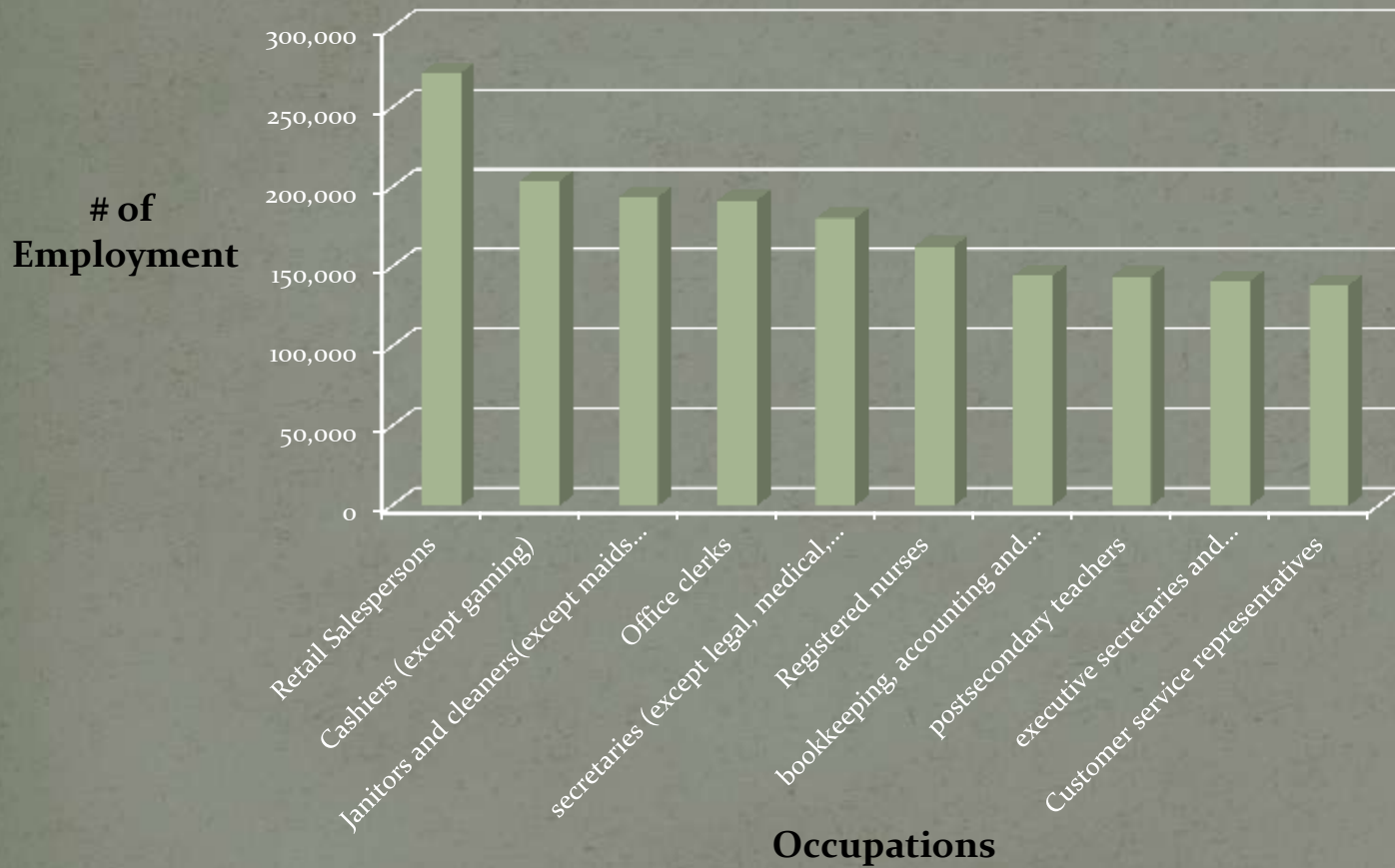
Source: Bureau of Labor Statistics

## Top 10 Occupations with the Largest Employment (New York)

Occupations	Employment 2008
Retail Salespersons	271,770
Cashiers (except gaming)	203,910
Janitors and cleaners, except maids and housekeeping cleaners	193,870
Office clerks, general	191,760
Secretaries, except legal, medical, and executive	180,560
Registered nurses	162,860
Bookkeeping, accounting, and auditing clerks	144,380
Postsecondary teachers	143,980
Executive secretaries and administrative assistants	141,030
Customer service representatives	138,340



# Top 10 Occupations with the Largest Employment 2008 (New York)



# Services Available at One Stop Career Centers

- ❖ Career Counseling: discussion of optimal career decisions, evaluation of skills set, mock-interview
- ❖ Workshops: job search, resume development and career development
- ❖ Resource Room: computer access, fax usage, and telephone availability to contact the UI division
- ❖ Training: computer literacy (at select locations), on-the-job training
- ❖ Job Placement Assistance: career match, resume preparation, and general information
- ❖ Referrals: collaboration with community-based organizations for information relating to additional resources

# Technology-based Resources

- ❖ S.M.A.R.T.: Skill Matching and Referral Technology (job matches/leads)
- ❖ Job Zone: resume generation, career exploration, and job skills assessment

<https://www.nyjobzone.org/jobseeker/login.do?url=%2Fjobseeker%2Fportfolio%2Findex.jsp>

- ❖ Job Central: online career center connecting job seekers to employers (moving from web 1.0 to web 2.0 to reach a larger audience)

<http://www.jobcentral.com/>



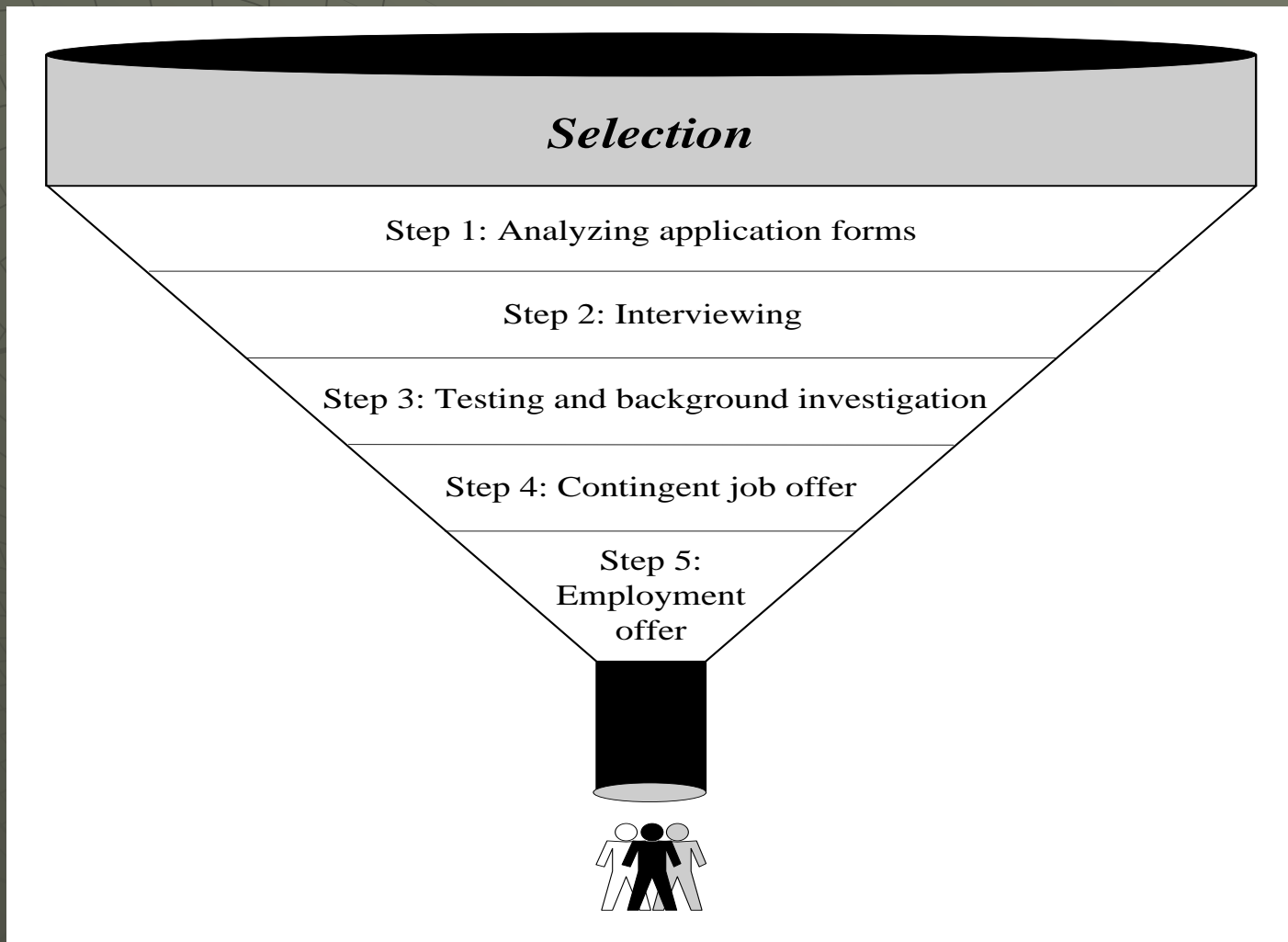
# Pathways to Success

Greg Chartier

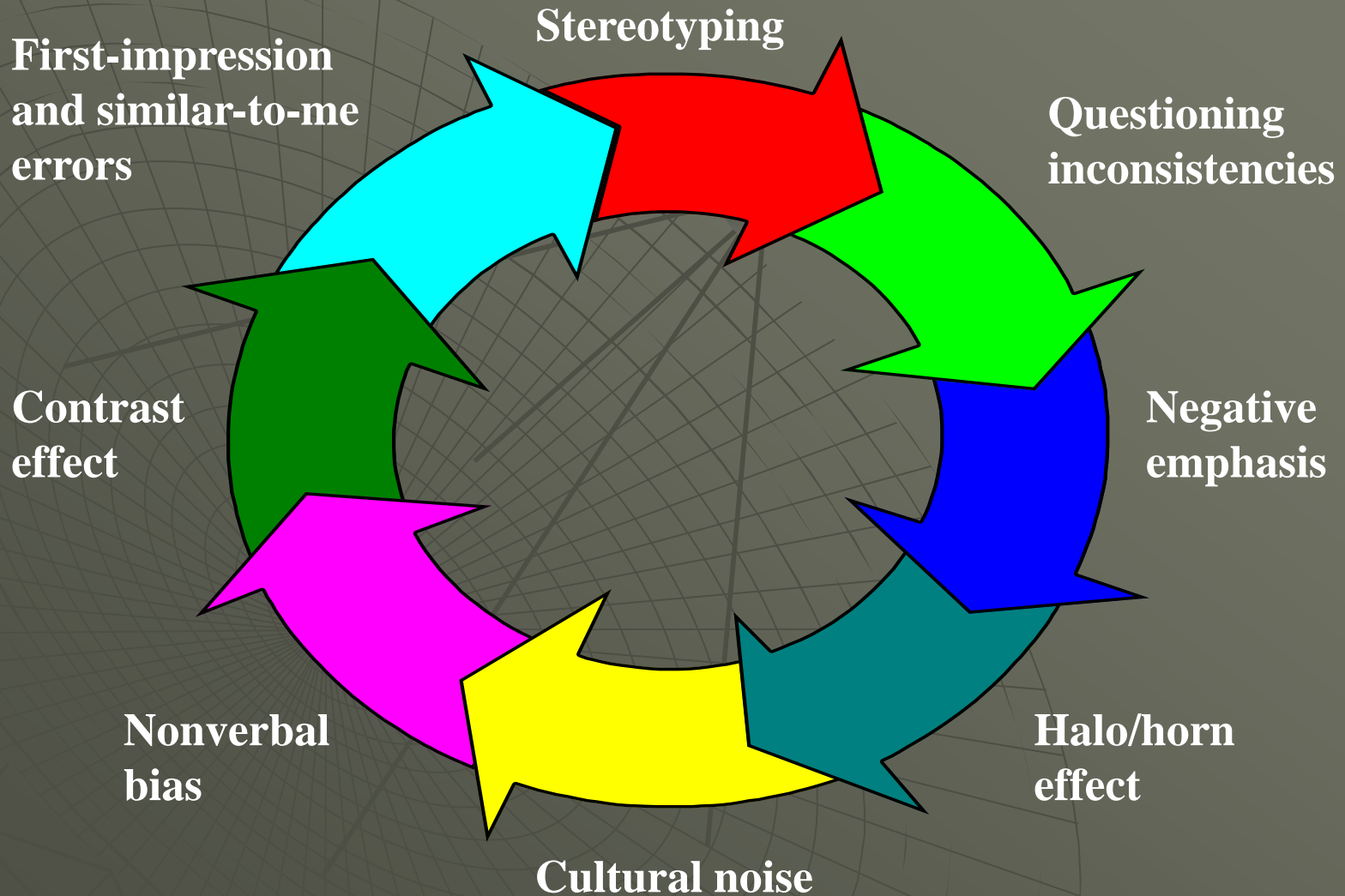
# A Short Commercial Message

- ◆ Greg Chartier, PhD, SPHR
- ◆ [www.Linkedin.com/in/gregchartier](http://www.Linkedin.com/in/gregchartier)
- ◆ [www.twitter.com/thehrguru](http://www.twitter.com/thehrguru)
- ◆ 914-548-1689
- ◆ [greg@hrinfo4u.com](mailto:greg@hrinfo4u.com)

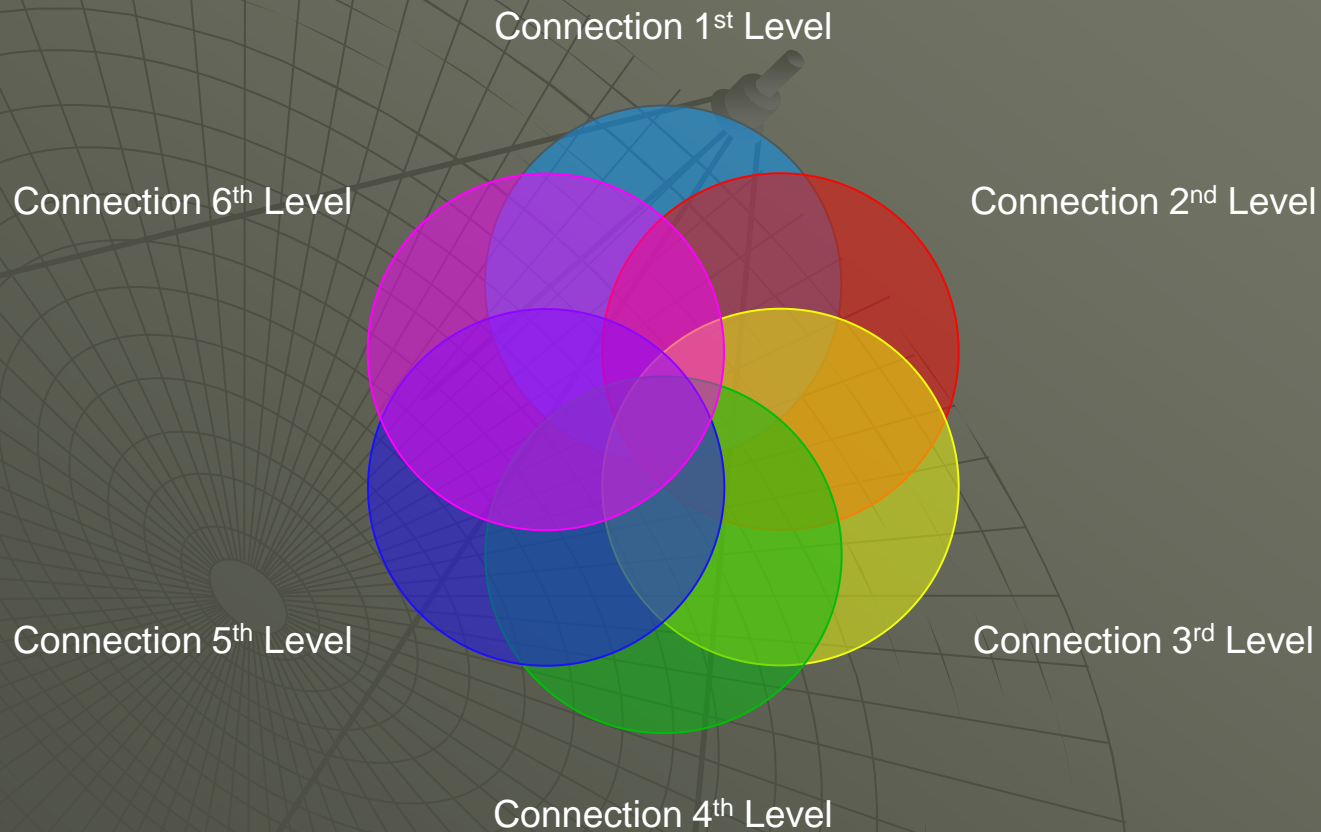
# Selection Process



# Interviewer Biases



# 6 Degrees of Separation





# Personal Experience as an Immigrant Entrepreneur

Pedro Coelho



# Institute for Entrepreneurial Studies

Is entrepreneurship for you?

Questions about starting a business?

Looking for more information?

Visit the Gateway Welcome Center for a free personalized plan from Frank Locatell, Director, Institute for Entrepreneurial Studies. 914-606-5615.